

Signify Classified - Internal
Cooper Lighting Solutions Photometric Lab
1121 Highway 74 South
Peachtree City, GA 30269



Scaled data based on original data using
LM-79-08 Approved Method: Electrical and Photometric Measurements of Solid-
State Lighting Products

Test Report Prepared for
Cooper Lighting Solutions
(formerly Eaton)

Brand: INVUE

Report Number: P870922

Luminaire Tested: **EMM2-HTN-SA1A-840-U-T5R**

Issue Date: 09/05/2024

Test Information

Test Method: LM-79-08
Report Number: P870922
Test Lab: INNOVATION CENTER(G3)
Issue Date: 09/05/2024
Manufacturer: COOPER LIGHTING SOLUTIONS (FORMERLY EATON)
Product Line: INVUE
Catalog Number: EMM2-HTN-SA1A-840-U-T5R
Description: EPIC MODERN TALL HOUSING DISCRETE LED ARRAYS 40W 80CRI 4000K
FIXTURE w/ TYPE V ROUND DISTRIBUTION OPTIC
Light Source: (10) 4000K CCT, 80 CRI LEDS
Ballast/Driver: ELECTRONIC DRIVER

Summary

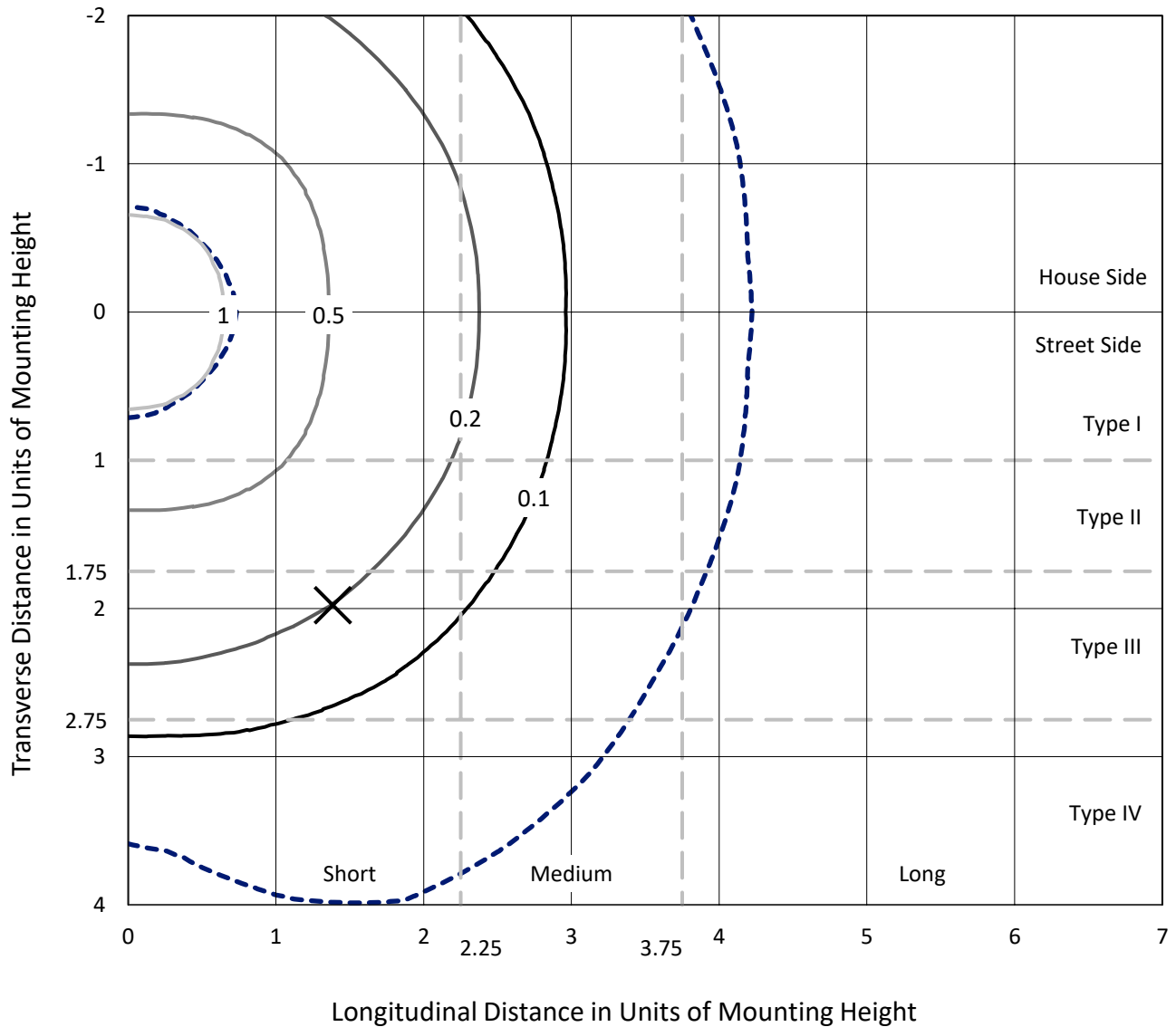
Lumens per Lamp: N/A
Luminaire Lumens: 4819.8 lumens
Efficiency: N/A
Efficacy: 146.9 lumens/watt
Luminous Opening: Rectangular (W 0.33' x L: 0.33' x H: 0')
IES Classification: Type V - Short
BUG Rating: B3 - U0 - G1

Input Watts (W): 32.8
Input Voltage (V): 120
Input Current (A_{in}): NR
Voltage Rise (V): NR
Power Factor: 0.99
Total Harmonic Distortion (THDi): 9.76%
Frequency (hertz): 60
Stabilization Time: NR
Operation Time: NR
Ambient Temperature (°C): NR
Test Distance: 24 FT

REPORT NUMBER: P870922
 CATALOG NUMBER: EMM2-HTN-SA1A-840-U-T5R

Iso-Footcandle Lines of Horizontal Illumination

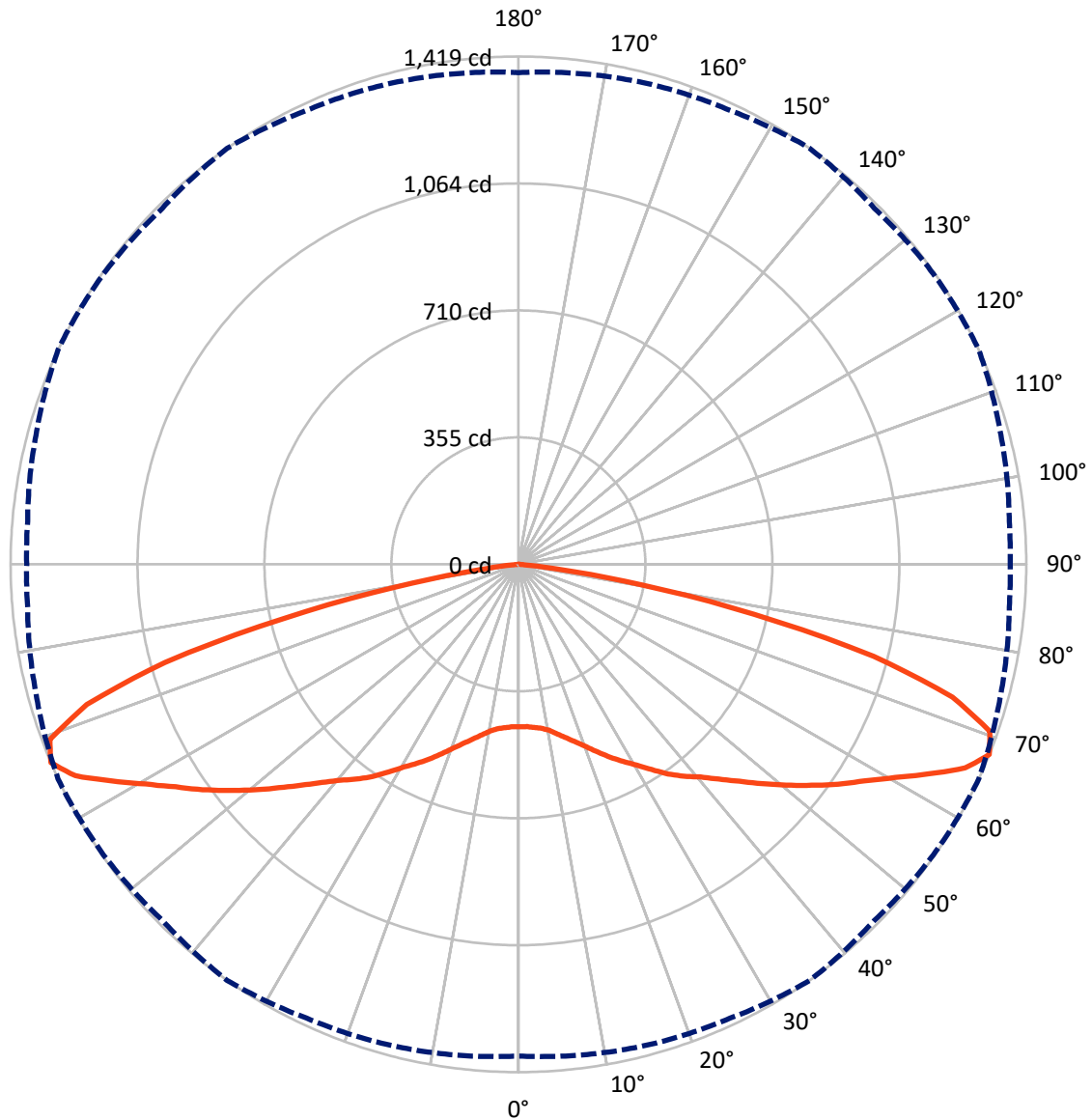
× Max cd
 - - - 1/2 Max cd



Based on 20 foot mounting height. Maximum calculated value = 1.1 fc
 Type V - Short - N/A

REPORT NUMBER: P870922
CATALOG NUMBER: EMM2-HTN-SA1A-840-U-T5R

Luminous Intensity Polar Plot



— Vertical Plane Through 35-Deg Lateral - - - Horizontal Cone Through 67.5-Deg Vertical

REPORT NUMBER: P870922
 CATALOG NUMBER: EMM2-HTN-SA1A-840-U-T5R

FLUX DISTRIBUTION:

		Downward	Upward	Total
House Side	Lumens	2409.9	0.0	2409.9
	% Fixture	50.0	0.0	50.0
Street Side	Lumens	2409.9	0.0	2409.9
	% Fixture	50.0	0.0	50.0
Total	Lumens	4819.8	0.0	4819.8
	% Fixture	100.0	0.0	100.0

ZONAL LUMENS:

Zone	Lumens	% Fixture
0°-10°	44.1	0.9
10°-20°	144.7	3.0
20°-30°	276.6	5.7
30°-40°	446.9	9.3
40°-50°	654.1	13.6
50°-60°	938.0	19.5
60°-70°	1314.7	27.3
70°-80°	927.6	19.2
80°-90°	73.0	1.5
90°-100°	0.0	0.0
100°-110°	0.0	0.0
110°-120°	0.0	0.0
120°-130°	0.0	0.0
130°-140°	0.0	0.0
140°-150°	0.0	0.0
150°-160°	0.0	0.0
160°-170°	0.0	0.0
170°-180°	0.0	0.0
0°-90°	4819.8	100.0
0°-180°	4819.8	100.0

Coefficient of Utilization



REPORT NUMBER: P870922

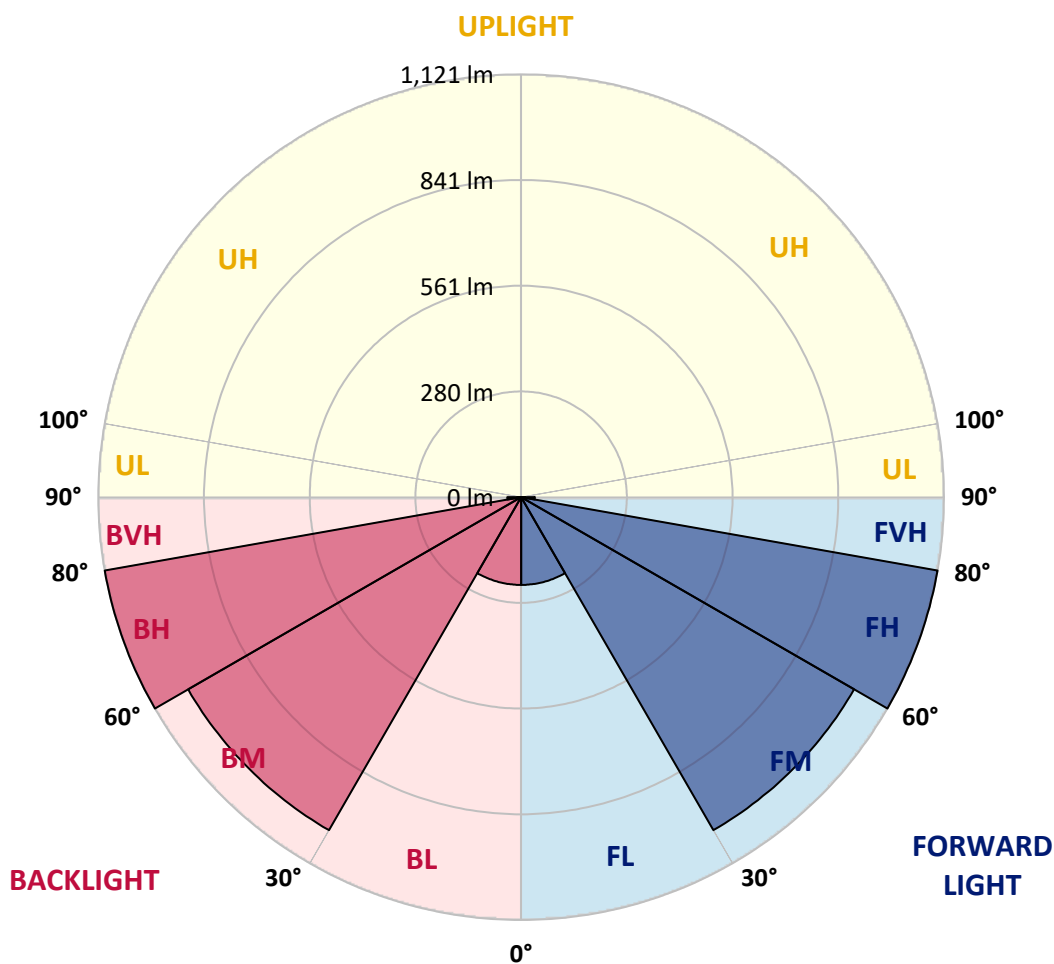
CATALOG NUMBER: EMM2-HTN-SA1A-840-U-T5R

LUMINAIRE CLASSIFICATION SYSTEM LUMEN TABLE AND BUG RATING:

Zone		Lumens	% Fixture	Zone Rating/Lumen Limit		
				B	U	G
FL	(0°-30°)	232.7	4.8			
FM	(30°-60°)	1019.5	21.2			
FH	(60°-80°)	1121.2	23.3			G1/1800
FVH	(80°-90°)	36.5	0.8			G1/100
BL	(0°-30°)	232.7	4.8	B1/500		
BM	(30°-60°)	1019.5	21.2	B2/2500		
BH	(60°-80°)	1121.2	23.3	B3/2500		G1/1800
BVH	(80°-90°)	36.5	0.8			G1/100
UL	(90°-100°)	0.0	0.0		U0/0	
UH	(100°-180°)	0.0	0.0		U0/0	

BUG Rating: B3-U0-G1

Type V Short





REPORT NUMBER: P870922
 CATALOG NUMBER: EMM2-HTN-SA1A-840-U-T5R

CANDELA DISTRIBUTION (FULL):

	0°	5°	15°	25°	35°	45°	55°	65°	75°	85°	90°
0°	454.0	454.0	454.0	454.0	454.0	454.0	454.0	454.0	454.0	454.0	454.0
2.5°	456.8	455.9	454.9	454.9	454.0	454.9	454.0	454.9	454.0	454.0	454.0
5°	459.6	458.7	458.7	458.7	457.8	457.8	457.8	457.8	456.8	455.9	456.8
7.5°	462.5	462.5	461.5	463.4	462.5	463.4	463.4	464.3	462.5	461.5	462.5
10°	470.0	470.0	470.0	471.8	471.8	474.6	474.6	475.6	474.6	472.8	472.8
12.5°	485.9	485.0	485.0	485.0	486.8	488.7	490.6	490.6	489.7	486.8	486.8
15°	503.7	505.6	503.7	502.8	503.7	505.6	507.5	507.5	506.5	505.6	505.6
17.5°	525.3	526.2	524.4	522.5	522.5	525.3	526.2	526.2	525.3	523.4	523.4
20°	544.1	545.0	545.0	544.1	545.0	546.9	547.8	548.8	545.9	543.1	543.1
22.5°	560.0	560.9	562.8	566.6	570.3	572.2	571.3	571.3	566.6	563.8	562.8
25°	579.7	582.5	586.3	591.0	597.5	602.2	600.3	596.6	592.8	587.2	586.3
27.5°	618.2	618.2	614.4	616.3	623.8	628.5	626.6	623.8	616.3	612.5	611.6
30°	648.2	648.2	648.2	646.3	651.0	656.6	654.8	650.1	646.3	644.4	644.4
32.5°	677.3	675.4	678.2	682.0	683.8	685.7	685.7	682.0	675.4	672.6	672.6
35°	704.5	706.3	709.2	714.8	719.5	716.7	712.0	709.2	702.6	697.0	697.0
37.5°	730.7	732.6	735.4	743.9	751.4	750.4	744.8	737.3	728.9	724.2	721.4
40°	749.5	750.4	757.9	771.1	781.4	785.1	780.4	770.1	757.0	747.6	748.6
42.5°	772.0	773.9	786.1	804.8	819.8	825.5	818.9	804.8	786.1	773.9	773.9
45°	804.8	805.8	821.7	845.2	864.9	874.3	864.9	845.2	820.8	808.6	807.7
47.5°	837.7	840.5	858.3	886.4	915.5	926.8	916.5	891.1	862.1	847.0	845.2
50°	875.2	877.1	898.6	937.1	969.9	984.9	971.8	939.9	908.0	889.3	890.2
52.5°	911.8	917.4	946.5	986.8	1026.2	1043.1	1024.3	989.6	955.9	938.0	937.1
55°	966.2	972.7	998.1	1043.1	1084.4	1103.1	1085.3	1046.9	1010.3	990.6	986.8
57.5°	1034.7	1038.4	1060.9	1106.9	1141.6	1159.4	1149.1	1113.5	1078.7	1054.4	1049.7
60°	1112.5	1116.3	1134.1	1181.0	1209.1	1222.3	1218.5	1197.9	1174.4	1163.2	1160.4
62.5°	1223.2	1224.1	1233.5	1260.7	1288.9	1294.5	1285.1	1280.4	1287.9	1275.7	1278.5
65°	1349.8	1349.8	1347.0	1350.8	1372.4	1365.8	1359.2	1379.9	1376.1	1355.5	1351.7
67.5°	1374.2	1379.9	1391.1	1399.6	1419.3	1407.1	1415.5	1419.3	1395.8	1377.0	1374.2
70°	1229.8	1236.3	1299.2	1337.6	1397.7	1408.9	1381.7	1367.7	1341.4	1306.7	1297.3
72.5°	838.6	871.4	1052.5	1176.3	1268.2	1282.3	1267.3	1249.5	1196.9	1169.7	1151.0
75°	669.8	687.6	848.9	970.9	1025.3	1024.3	964.3	944.6	903.3	899.6	903.3
77.5°	409.0	412.7	571.3	666.9	673.5	669.8	645.4	630.4	636.0	607.8	612.5
80°	124.8	136.0	215.7	325.5	349.9	338.6	333.9	339.6	345.2	353.6	366.8
82.5°	25.3	31.9	43.1	93.8	106.9	106.0	105.1	116.3	126.6	131.3	159.5
85°	2.8	2.8	3.8	7.5	15.9	25.3	26.3	23.5	35.6	34.7	24.4
87.5°	0.9	0.9	0.9	0.9	0.9	1.9	1.9	1.9	1.9	1.9	1.9
90°	0.0	0.0	0.0	0.0	0.0	0.0	0.0	0.0	0.0	0.0	0.0

Cooper Lighting Solutions Photometric Lab
1121 Highway 74 South
Peachtree City, GA 30269



LM-79-2019: Approved Method: Electrical and Photometric Measurements of Solid-
State Lighting Products

Report Prepared for

Cooper Lighting Solutions

Streetworks

Report Number: SP1-2407-157-8

Test Date: 09/05/2024

Luminaire Tested: MEM2-HTN-SA-40-840-U-5WQ

Data in this report applies to families of products including MEM2-HTN-SA-40-840-U-5WQ

Test Information

Test Method: LM-79-2019
 Report Number: SP1-2407-157-8
 Test Lab: COOPER LIGHTING SOLUTIONS
 Photometer: SP1 - 76IN SPHERE
 Measurement Geometry: 4π
 Issue Date: 09/05/2024
 Manufacturer: COOPER LIGHTING SOLUTIONS
 Product Line: Streetworks
 Catalog Number: **MEM2-HTN-SA-40-840-U-5WQ**
 Description: Epic Modern Light Square 40W 5WQ Optic

Spectral Parameters

CCT (K): 3996
 CIE u': 0.2245
 CIE v': 0.5031
 Duv: 0.0012
 CIE x: 0.3815
 CIE y: 0.3799
 CIE z: 0.2386
 Peak Wavelength (nm): 449
 Dominant Wavelength (nm): 578
 Purity: 28.49233
 Rf: 82.6
 Rg: 95.1

CRI (Ra):	80.6		
R1:	78.1	R9:	-5.8
R2:	87.1	R10:	70.3
R3:	94.5	R11:	78.7
R4:	79.7	R12:	60.5
R5:	78.7	R13:	80.2
R6:	82.7	R14:	97.2
R7:	84.3	R15:	70.6
R8:	59.5		



Test Conditions

Stabilization Time: 29M
 Operation Time: 1H 29M
 Sphere Temperature (°C): 24.3

REPORT NUMBER: SP1-2407-157-8

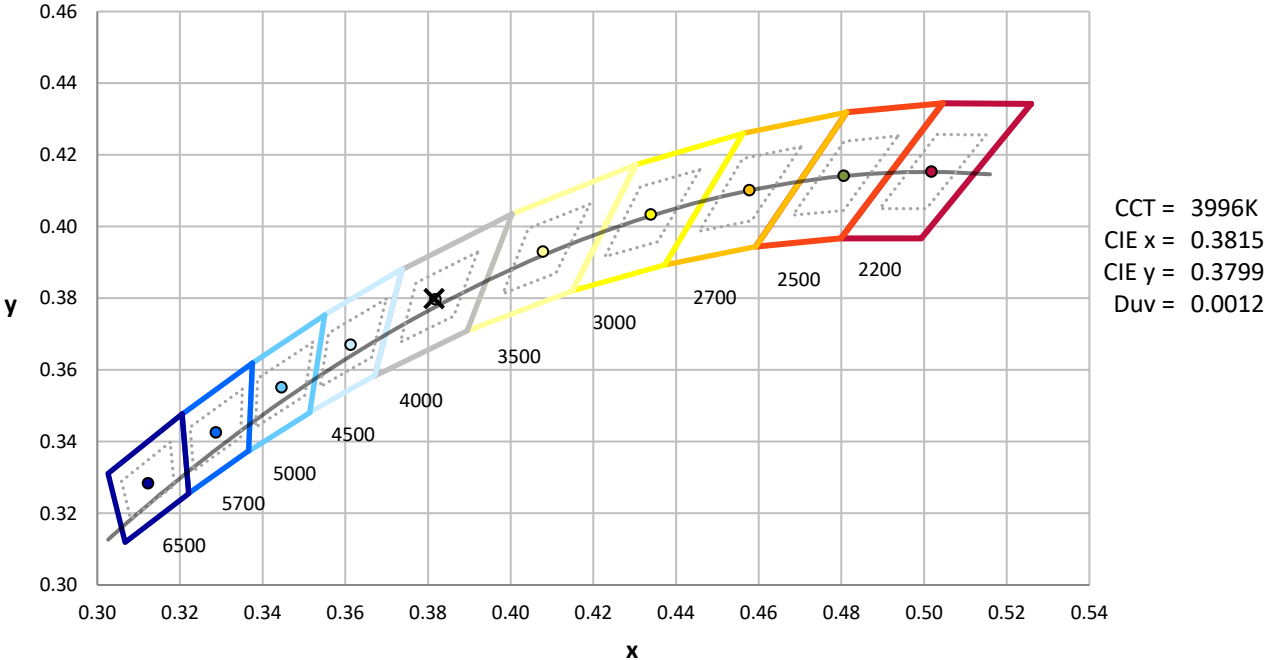
Measurement and Test Equipment			
Instrument	Identification Number	Calibration Date	Calibration Due Date
Photometer	IN0058	6/18/2024	12/18/2024
Power Meter	INXT2011004	2/8/2024	2/8/2025
AC Power Source	IN0063	10/24/2023	10/24/2024
DC Power Source	IN0208	10/24/2023	10/24/2024
Sphere Thermometer	IN0085	10/24/2023	10/24/2024
Room Thermometer	IN0046	10/24/2023	10/24/2024

REPORT NUMBER: SP1-2407-157-8

CIE 1931 Chromaticity Diagram



CIE 1931 Chromaticity Diagram with 2017 ANSI 7-Step and 4-Step Quadrangles



Point lies inside the ANSI 4000K 4-step quadrangle

REPORT NUMBER: SP1-2407-157-8

Photopic Flux vs. Wavelength



Photopic Lumens: NR

λ (nm)	Power W [^] /nm	Lumens (ϕ /nm)	λ (nm)	Power W [^] /nm	Lumens (ϕ /nm)	λ (nm)	Power W [^] /nm	Lumens (ϕ /nm)	λ (nm)	Power W [^] /nm	Lumens (ϕ /nm)	λ (nm)	Power W [^] /nm	Lumens (ϕ /nm)
360	0	NR	490	289	NR	620	725	NR	750	17	NR	880	0	NR
365	0	NR	495	351	NR	625	673	NR	755	15	NR	885	0	NR
370	0	NR	500	414	NR	630	619	NR	760	13	NR	890	0	NR
375	0	NR	505	470	NR	635	562	NR	765	11	NR	895	0	NR
380	0	NR	510	513	NR	640	506	NR	770	9	NR	900	0	NR
385	0	NR	515	546	NR	645	452	NR	775	8	NR	905	0	NR
390	0	NR	520	571	NR	650	400	NR	780	7	NR	910	0	NR
395	1	NR	525	592	NR	655	352	NR	785	6	NR	915	0	NR
400	3	NR	530	606	NR	660	307	NR	790	5	NR	920	0	NR
405	6	NR	535	624	NR	665	267	NR	795	4	NR	925	0	NR
410	12	NR	540	642	NR	670	231	NR	800	4	NR	930	0	NR
415	22	NR	545	663	NR	675	199	NR	805	3	NR	935	0	NR
420	44	NR	550	686	NR	680	171	NR	810	3	NR	940	0	NR
425	83	NR	555	713	NR	685	146	NR	815	2	NR	945	0	NR
430	150	NR	560	745	NR	690	125	NR	820	2	NR	950	0	NR
435	267	NR	565	774	NR	695	106	NR	825	2	NR	955	0	NR
440	466	NR	570	806	NR	700	90	NR	830	1	NR	960	0	NR
445	804	NR	575	835	NR	705	76	NR	835	1	NR	965	0	NR
450	1000	NR	580	858	NR	710	65	NR	840	1	NR	970	0	NR
455	715	NR	585	875	NR	715	55	NR	845	1	NR	975	0	NR
460	492	NR	590	884	NR	720	47	NR	850	1	NR	980	0	NR
465	402	NR	595	880	NR	725	40	NR	855	1	NR	985	0	NR
470	288	NR	600	868	NR	730	34	NR	860	1	NR	990	0	NR
475	226	NR	605	844	NR	735	28	NR	865	1	NR	995	0	NR
480	227	NR	610	814	NR	740	24	NR	870	0	NR	1000	0	NR
485	248	NR	615	771	NR	745	20	NR	875	0	NR			

REPORT NUMBER: SP1-2407-157-8

Scotopic Flux vs. Wavelength



Scotopic Lumens: NR

S/P: 1.66

λ (nm)	Power W [^] /nm	Lumens (φ/nm)	λ (nm)	Power W [^] /nm	Lumens (φ/nm)	λ (nm)	Power W [^] /nm	Lumens (φ/nm)	λ (nm)	Power W [^] /nm	Lumens (φ/nm)	λ (nm)	Power W [^] /nm	Lumens (φ/nm)
360	0	NR	490	289	NR	620	725	NR	750	17	NR	880	0	NR
365	0	NR	495	351	NR	625	673	NR	755	15	NR	885	0	NR
370	0	NR	500	414	NR	630	619	NR	760	13	NR	890	0	NR
375	0	NR	505	470	NR	635	562	NR	765	11	NR	895	0	NR
380	0	NR	510	513	NR	640	506	NR	770	9	NR	900	0	NR
385	0	NR	515	546	NR	645	452	NR	775	8	NR	905	0	NR
390	0	NR	520	571	NR	650	400	NR	780	7	NR	910	0	NR
395	1	NR	525	592	NR	655	352	NR	785	6	NR	915	0	NR
400	3	NR	530	606	NR	660	307	NR	790	5	NR	920	0	NR
405	6	NR	535	624	NR	665	267	NR	795	4	NR	925	0	NR
410	12	NR	540	642	NR	670	231	NR	800	4	NR	930	0	NR
415	22	NR	545	663	NR	675	199	NR	805	3	NR	935	0	NR
420	44	NR	550	686	NR	680	171	NR	810	3	NR	940	0	NR
425	83	NR	555	713	NR	685	146	NR	815	2	NR	945	0	NR
430	150	NR	560	745	NR	690	125	NR	820	2	NR	950	0	NR
435	267	NR	565	774	NR	695	106	NR	825	2	NR	955	0	NR
440	466	NR	570	806	NR	700	90	NR	830	1	NR	960	0	NR
445	804	NR	575	835	NR	705	76	NR	835	1	NR	965	0	NR
450	1000	NR	580	858	NR	710	65	NR	840	1	NR	970	0	NR
455	715	NR	585	875	NR	715	55	NR	845	1	NR	975	0	NR
460	492	NR	590	884	NR	720	47	NR	850	1	NR	980	0	NR
465	402	NR	595	880	NR	725	40	NR	855	1	NR	985	0	NR
470	288	NR	600	868	NR	730	34	NR	860	1	NR	990	0	NR
475	226	NR	605	844	NR	735	28	NR	865	1	NR	995	0	NR
480	227	NR	610	814	NR	740	24	NR	870	0	NR	1000	0	NR
485	248	NR	615	771	NR	745	20	NR	875	0	NR			

REPORT NUMBER: SP1-2407-157-8

Melanopic Flux vs. Wavelength



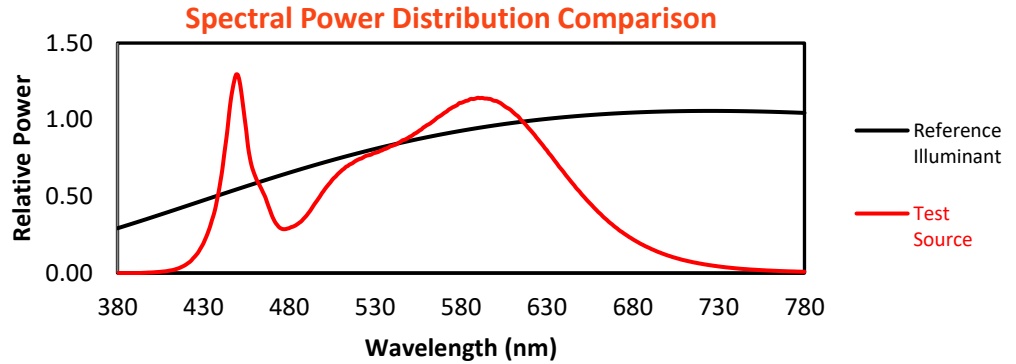
Melanopic Lumens: NR

M/P: 3.37

λ (nm)	Power W [^] /nm	Lumens (φ/nm)	λ (nm)	Power W [^] /nm	Lumens (φ/nm)	λ (nm)	Power W [^] /nm	Lumens (φ/nm)	λ (nm)	Power W [^] /nm	Lumens (φ/nm)	λ (nm)	Power W [^] /nm	Lumens (φ/nm)
360	0	NR	490	289	NR	620	725	NR	750	17	NR	880	0	NR
365	0	NR	495	351	NR	625	673	NR	755	15	NR	885	0	NR
370	0	NR	500	414	NR	630	619	NR	760	13	NR	890	0	NR
375	0	NR	505	470	NR	635	562	NR	765	11	NR	895	0	NR
380	0	NR	510	513	NR	640	506	NR	770	9	NR	900	0	NR
385	0	NR	515	546	NR	645	452	NR	775	8	NR	905	0	NR
390	0	NR	520	571	NR	650	400	NR	780	7	NR	910	0	NR
395	1	NR	525	592	NR	655	352	NR	785	6	NR	915	0	NR
400	3	NR	530	606	NR	660	307	NR	790	5	NR	920	0	NR
405	6	NR	535	624	NR	665	267	NR	795	4	NR	925	0	NR
410	12	NR	540	642	NR	670	231	NR	800	4	NR	930	0	NR
415	22	NR	545	663	NR	675	199	NR	805	3	NR	935	0	NR
420	44	NR	550	686	NR	680	171	NR	810	3	NR	940	0	NR
425	83	NR	555	713	NR	685	146	NR	815	2	NR	945	0	NR
430	150	NR	560	745	NR	690	125	NR	820	2	NR	950	0	NR
435	267	NR	565	774	NR	695	106	NR	825	2	NR	955	0	NR
440	466	NR	570	806	NR	700	90	NR	830	1	NR	960	0	NR
445	804	NR	575	835	NR	705	76	NR	835	1	NR	965	0	NR
450	1000	NR	580	858	NR	710	65	NR	840	1	NR	970	0	NR
455	715	NR	585	875	NR	715	55	NR	845	1	NR	975	0	NR
460	492	NR	590	884	NR	720	47	NR	850	1	NR	980	0	NR
465	402	NR	595	880	NR	725	40	NR	855	1	NR	985	0	NR
470	288	NR	600	868	NR	730	34	NR	860	1	NR	990	0	NR
475	226	NR	605	844	NR	735	28	NR	865	1	NR	995	0	NR
480	227	NR	610	814	NR	740	24	NR	870	0	NR	1000	0	NR
485	248	NR	615	771	NR	745	20	NR	875	0	NR			

Summary

$R_f = 82.6$
 $R_g = 95.1$
 CIE $R_a = 80.6$
 $R_9 = -5.8$

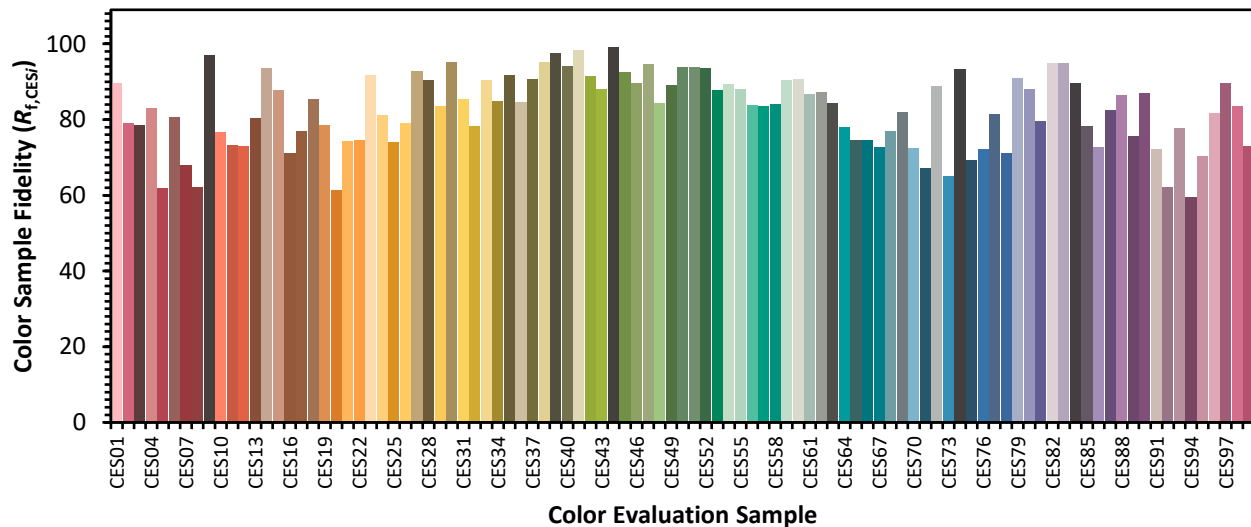


Color Vector Graphics



Individual Sample Fidelity Index ($R_{f,i}$)

CES01 = 85	CES26 = 79	CES51 = 94	CES76 = 72
CES02 = 61	CES27 = 93	CES52 = 94	CES77 = 82
CES03 = 31	CES28 = 90	CES53 = 88	CES78 = 71
CES04 = 69	CES29 = 83	CES54 = 89	CES79 = 91
CES05 = 48	CES30 = 95	CES55 = 88	CES80 = 88
CES06 = 50	CES31 = 86	CES56 = 84	CES81 = 80
CES07 = 40	CES32 = 78	CES57 = 84	CES82 = 95
CES08 = 39	CES33 = 90	CES58 = 84	CES83 = 95
CES09 = 29	CES34 = 85	CES59 = 90	CES84 = 90
CES10 = 74	CES35 = 92	CES60 = 91	CES85 = 78
CES11 = 57	CES36 = 85	CES61 = 87	CES86 = 73
CES12 = 63	CES37 = 91	CES62 = 87	CES87 = 83
CES13 = 42	CES38 = 95	CES63 = 84	CES88 = 86
CES14 = 74	CES39 = 98	CES64 = 78	CES89 = 76
CES15 = 71	CES40 = 94	CES65 = 75	CES90 = 87
CES16 = 46	CES41 = 98	CES66 = 75	CES91 = 72
CES17 = 49	CES42 = 92	CES67 = 73	CES92 = 62
CES18 = 56	CES43 = 88	CES68 = 77	CES93 = 78
CES19 = 71	CES44 = 99	CES69 = 82	CES94 = 60
CES20 = 65	CES45 = 93	CES70 = 72	CES95 = 70
CES21 = 86	CES46 = 90	CES71 = 67	CES96 = 82
CES22 = 78	CES47 = 95	CES72 = 89	CES97 = 90
CES23 = 91	CES48 = 84	CES73 = 65	CES98 = 84
CES24 = 90	CES49 = 89	CES74 = 93	CES99 = 73
CES25 = 71	CES50 = 94	CES75 = 69	



Color Rendition by Hue-Angle Bin



Measure Comparisons



(END OF REPORT)